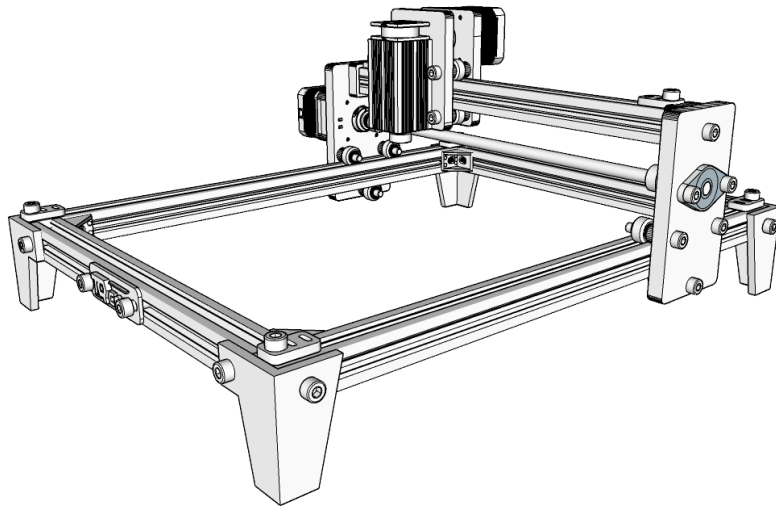


TQcnc



Mini CNC Laser Engraver

Version 1.1.0

TQCNC - <http://diy3dvn.com/>

Author: NGUYEN NHU TUAN

Email: tuanquynh0508@gmail.com

Home: <http://tnqsoft.com>


Github: <https://github.com/tnqsoft>

Materials



1. CNC Parts





Picture	Item	Dimensions	Quantity
	V-Slot 20x20	40 cm	2
		27 cm	2
		31.2 cm	1
	Mini V Wheel		10
	Pulley GT2 Timing - 20 teeth, 5mm		1
	Pulley GT2 Timing - 20 teeth, 8mm		2

	<p>Belt GT2 6mm</p>		<p>2m</p>
	<p>Nema 17 42mm, 1.8o</p>		<p>2</p>
	<p>Flexible Coupling 5mm X 8mm</p>		<p>1</p>
	<p>Chromed Smooth Rod Steel Linear Rail – 8mm</p>	<p>33 cm</p>	<p>1</p>
	<p>Linear Bearing 8mm</p>		<p>1</p>

<p>10X</p> 	<p>Aluminium Angle Corner Joint 20x20mm</p>		<p>4</p>
---	---	--	----------


2. Electronic Board

Picture	Item	Quantity
	<p>Arduino Uno</p>	<p>1</p>
	<p>GRBL Shield V3</p>	<p>1</p>

	Stepper Driver A4988	2
	Fan 40x40mm	1
	Laser Diode 2W	1
	Glass protect	1

	<p>USB Cable</p>	<p>1</p>
	<p>AC 100-240V to DC 12V 2.5A Power Supply Adapter for EleksMaker EleksLaser</p>	<p>1</p>
	<p>Iron 5.5x2.1mm DC Power Female Jack Socket with Waterproof Cover & Ring</p>	<p>1</p>

3. Socket Cap Head Screws

Picture	Type	Length in mm	Quantity
	<p>M3</p>	<p>12mm</p>	<p>4</p>
		<p>16mm</p>	<p>8</p>
		<p>30mm</p>	<p>4</p>

	M5	8mm	16
		10mm	8
		20mm	2
		30mm	6
		50mm	4
	Low Screw M5	5mm	2
	M6	30mm	2
	Steel Nylon Insert Locknut Assortment Kit M5		8
	Jam Nut M3		4

 Two dark-colored hexagonal jam nuts, one positioned slightly behind and to the right of the other.	Jam Nut M5		4
 Three light-colored flat washers arranged in a triangular pattern.	Flat M5		4
 Three light-colored flat washers arranged in a triangular pattern, similar to the M5 washers but larger.	Flat M6		2