Copying of this document, and giving it others and the use or communication of the contents thereof, are forbidden without express authority. Offenders are liable to the payment of damages. All rights are reserved in the event of the grant of a patent or the registration of a utility model or design.

Schutzvermerk nach DIN ISO 16016 beachten! Refer to protection notice DIN ISO 16016!

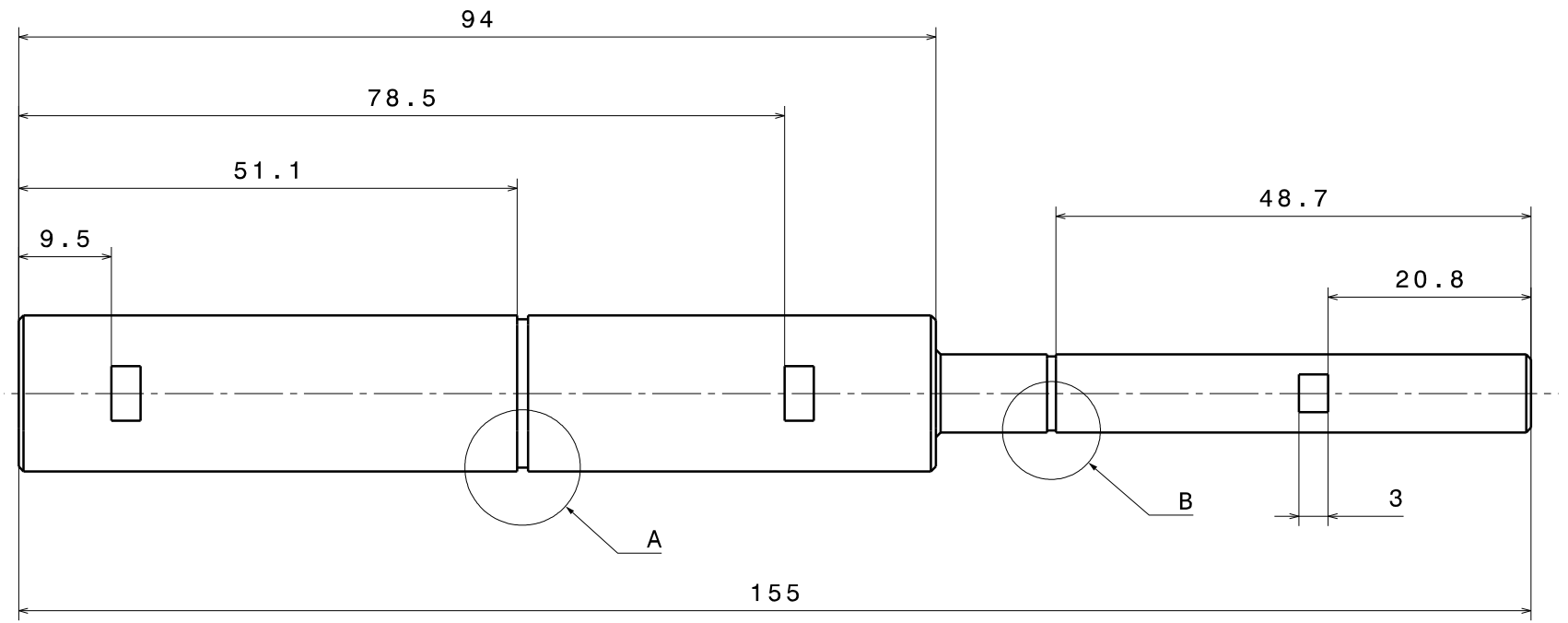

Vorderansicht

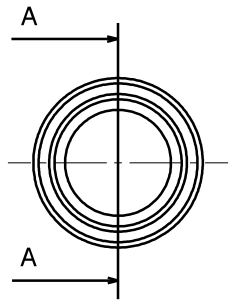

Schnitt A-A

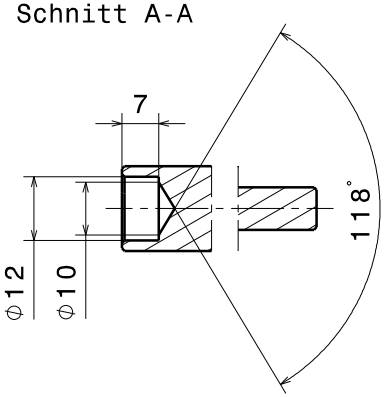

Detail A
Maßstab: 2:1

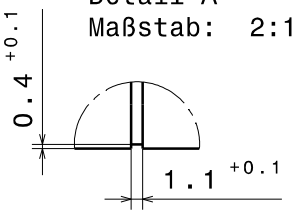

Detail B
Maßstab: 2:1

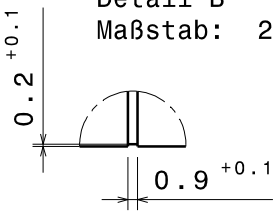

Alle nicht bemaßten Fasen: 0.5x45°

Maßtoleranz für Bohrungsabstände: ±0.1

Rz 16 (Rz 10)

-0.3
-0.5
+0.05
ISO 13715

SAP-Status/State	Aend.-Nr./ Change-No.	V5R19 CATIA-System-Version/ CATIA-System-Version	CAD-Umgebung/ CAD-Environment
Tolerierung / Tolerances: Size ISO 14405 E	3D-Referenzmodell / 3D-Referencemodel	Datum	Name
Allgemeintoleranzen / Gen. Tolerances: DIN ISO 2768-mK	Bearb./ Drawn	01.01.2019	Potschaske
	Gepr./ Checked	01.01.2019	Potschaske
	Freig./ Releas.		

Werkstoff / Material:	IGUS Präzisionswelle Alu
Volumen / Volume (mm^3):	21,3 cm^3
Gewicht / Mass (g):	0,057 kg
Artikel / Title:	**Ausgangswelle**
Zchg.-Nr./ Drawing No:	
Ers.f.Zchg. / Replaces:	
Dokumenttyp / Type of Document	
Teildokument (Blatt/Page)	
Index / Index	
Format / Size:	A3
Massstab/Scale	1:1